

**CAUTION!** Keep the magnetic wand at least 5cm from pacemakers and other active-implant medical devices.

**Device Description:** The CapsoRetrieve Capsule Retrieval Kit is a single-use accessory provided to aid in the collection of the excreted CapsoCam capsule.












**Indication for Use:** The CapsoRetrieve Capsule Retrieval Kit is intended for the collection, storage, and transportation of the excreted CapsoCam capsule.

**Contraindications:** The CapsoRetrieve Capsule Retrieval Kit has no known contraindications.

**Storage:** Store the CapsoRetrieve Capsule Retrieval Kit under normal environmental conditions.

**Warranty:** CapsoVision warrants that the retrieval kit is free from defects in both materials and workmanship. CapsoVision shall not be liable for incidental or consequential damages of any kind. The above warranties are in lieu of all other warranties either expressed or implied including any warranty of any merchantability or fitness for use.

### Table of Symbols

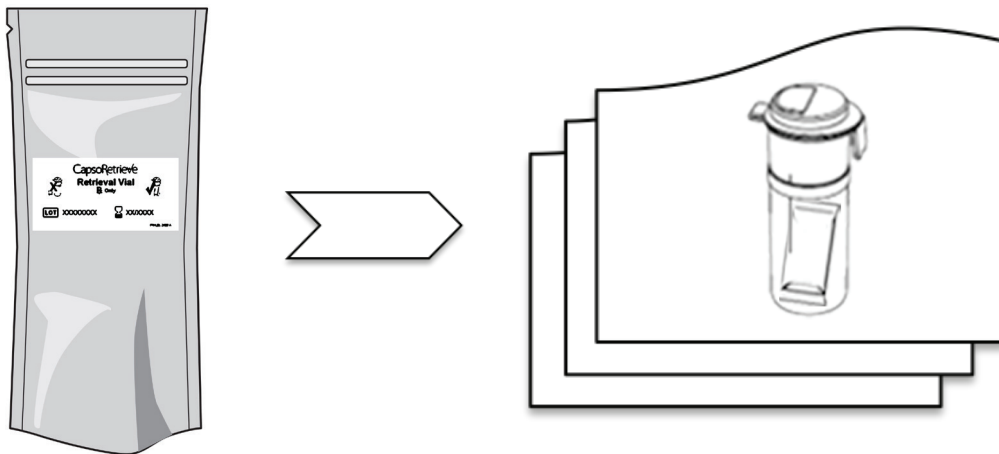
Symbol	Meaning	Symbol	Meaning
	Manufacturer's catalogue number		Do not reuse this product
	Prescription use only For sale by or on the order of a physician		Contact/European representative of manufacturer
	Product meets European standards for safety and quality		Use by date (with accompanying date)
	Instructions are included and must be read		Manufacturer
	Item Lot Number (with accompanying number)		Quantity
	Caution! Keep the magnetic wand at least 5cm from pacemakers and other active-implant medical devices		

## Directions for Use – Clinicians

Clinicians should remove the retrieval vial from the pouch before providing the retrieval kit to patients.

Once removed from the pouch, any necessary labeling may be added to the exterior of the vial.

Used retrieval kit may be biologically contaminated and should be disposed of in accordance with local regulations.

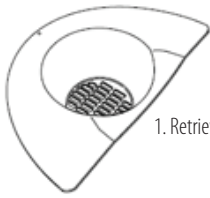


**\*Do not remove the desiccant pouch from the retrieval vial\***


# Directions for Use – Patients

**For patients who need help with the retrieval process, please ask your caregiver for assistance.**

Read these instructions in their entirety before you use the kit. The kit contains a retrieval pan, a magnetic wand, a cup and a storage vial.



1. Retrieval Pan



2. Magnetic Wand to pick up the capsule



3. Cup for rinsing



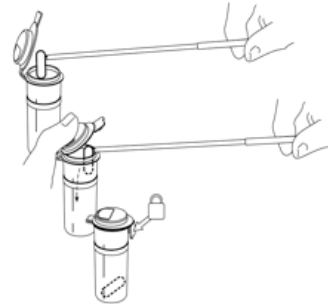
4. Retrieval Vial with desiccant pouch

Place the kit in the bathroom you plan to use until the capsule is excreted.  
**\*Do not remove the desiccant pouch from the retrieval vial**



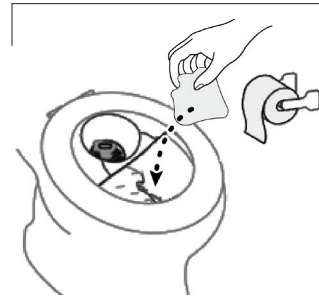
### Step 1:

Place the pan on the back half of the toilet rim, as shown, and lower the toilet seat. It may be temporarily removed for non-patients.



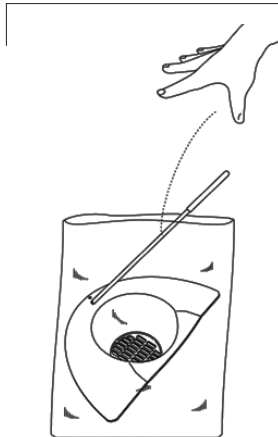
### Step 5:

With the capsule attached to the tip of the wand, place it into the vial. Close the vial lid over the wand and pull the wand away, stripping off the capsule. Lock the vial by lowering and snapping the lid tab.



### Step 2:

Defecate into the pan until the capsule is excreted. Throw toilet paper directly into the toilet bowl.



### Step 6:

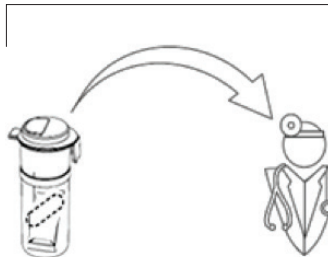
Place pan and wand into the plastic bag. Dispose of the kit in the trash or recycling in accordance with local laws.



### Step 3:

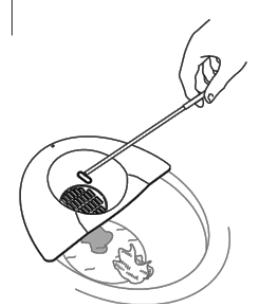
Rinse the pan with water to find the capsule. Once the capsule is found, rinse it.

**Do not yet flush the toilet if you suspect the capsule may have accidentally been excreted outside the pan into the toilet bowl! See Step 4.**



### Step 7:

Follow your physician's instructions for returning the vial.



### Step 4:

Grasp the wand by the blue handle and pick up the capsule with the magnetic tip. If you suspect the capsule may be in the toilet bowl but you cannot see it, probe the drain of the bowl with the wand.

**Manufacturer**  
 CapsoVision, Inc.  
 18805 Cox Ave, Suite 250  
 Saratoga, CA 95070 USA  
 Tel: +1 408 624 1488  
 Email: customerservice@capsovision.com



**European Authorized Representative**  
 Dr. Hans-Joachim Lau  
 Airport Center (Building C)  
 Flughafenstraße 52a  
 22335 Hamburg, Germany  
 Fax: +49 40 53299 100

**Conformity Assessment Body**  
 TÜV Rheinland LGA Products GmbH  
 Tillystrasse 2  
 90431 Nuremberg, Germany